



Custom Certificates



Custom Certificates

Custom Certificates

- We now have the ability to create custom certificates for your earners to download and print.
- In theory, you can have a different certificate template for each badge.
- For now, creation of the certificate requires a Customer Success Manager (CSM) to help you.

An example




How SAP made it easy for us

A mock-up

First, they provided a mock-up of what they wanted.

Notice how they specified fonts, colors, and placement.

THE BEST RUN 

SAP Global Certification

We hereby confirm that

Lorem ipsum dolor sit

is certified as

114 characters or sit amet, consectetur adipiscing elit, sed diam nonummy nibh euismod tincidunt ut laoreet dolore magna aliquam era

DATE:
BentonSans Book, 12pt. #000000

Issued on: 13 MAY 2019

HYPERLINK:
BentonSans Book, 10pt. #000000

Verify: www.youracclaim.com/adduniquelink

Issued by: SAP SE

Badge placement

CERTIFICATION TITLE:
BentonSans Regular,
16pt. #000000
114 characters or less,
centered vertically
between horizontal lines

BADGE:
Fit within 1.3"x1.3" space

Available fields

Anywhere on the document, you can embed fields:

```
----- A badge_earner_name          - John Doe
----- A badge_expiration_conditional_text - Expires on: 01 DEC 2024
----- A badge_expiration_date        - 2024-12-01
----- A badge_expiration_text        - Expires on: 01 DEC 2024
----- A badge_id                    - 015d3db9-a761-4c38-b902-c50ebcb578e4
----- A badge_id_evidence            - #1234567
----- A badge_id_evidence_title      - MKVI
----- A badge_issued_date            - 2020-12-01
----- A badge_issued_text            - Issued on: 01 DEC 2020
----- A badge_issued_to_name        - Johnathon Doe
----- A badge_issuer_name            - Issued by Stark Industries
----- A badge_template_description   - Earners of this badge have demonstrated exceptional skills at web development.
----- A badge_template_image         - https://images.youracclaim.com/images/efdf3a08-ddc2-4862-968b-4dfa18ff1ccf/5d7154e5fcfc4b556bd9d26f9
----- A badge_template_name          - Web Development
----- A badge_url                    - http://youracclaim.com/go/abcd
```

Available fonts





ACTION MAN	M+ Japanese
Alef (Hebrew)	Muli
AMATIC SC	Nanum Gothic (Korean)
Amble	Noto Sans (Thai)
Anonymous Pro	OCR B10
Arimo	Open Sans
BEBAS NEUE	Oswald
Cairo (Arabic)	Prompt
Dejavu Sans	Raleway
DIN	Reenie Beanie
El Messiri (Arabic)	Roboto
Exo	Roboto Mono
Folio	Sansation
Halis GR	Sarabun
Hind (Hindi)	Signika
Josefin Sans	SimHei (Simplified Chinese)
Kanit (Thai)	Source Han Sans (CN)
La Jolla Es	Source Han Serif (CN)
Lato	Source Sans Pro
Montserrat	Special Elite
M+ Japanese	Times Serif ✓
Muli	Work Sans

A blank template

SAP also provided a blank template in png form.

If you provide us with a png that is already sized for US Letter (11 x 8.5 inches) with a resolution of at least 300 px, this makes the creation process much easier.



THE BEST RUN 

SAP Global Certification

We hereby confirm that

is certified as

Issued by: SAP SE

Verify: www.youracclaim.com/

The original simple certificate

Recreating the original template

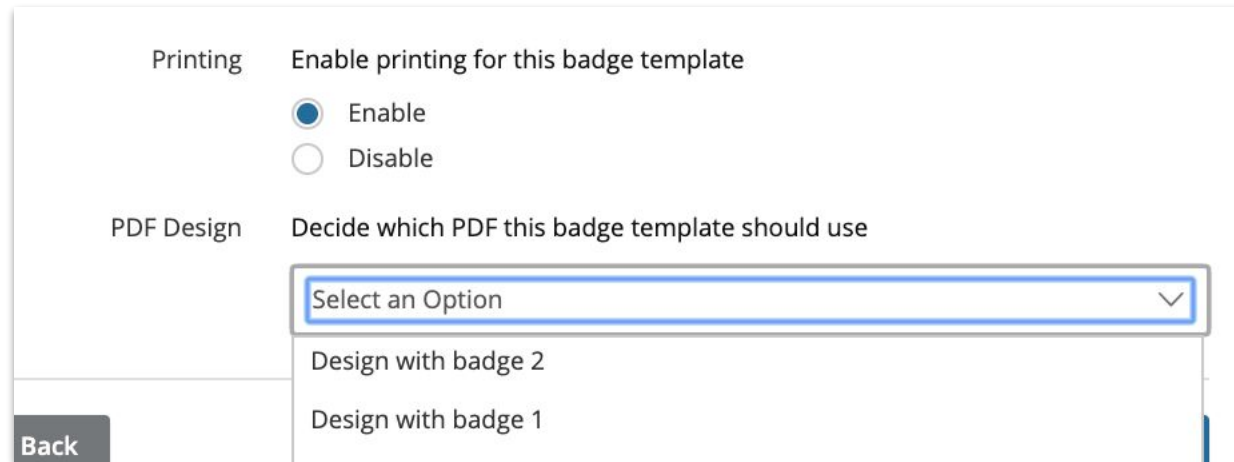
When we create a custom certificate, we'll also recreate the original simple version.



The admin view

Once custom printing is enabled

With the feature enabled, you'll see the option to allow for printing at the badge template level under **Settings**. You can select which certificate template (if you have more than one).



The screenshot shows a settings panel for a badge template. It is divided into two main sections: 'Printing' and 'PDF Design'. The 'Printing' section has a title 'Enable printing for this badge template' and two radio buttons: 'Enable' (which is selected) and 'Disable'. The 'PDF Design' section has a title 'Decide which PDF this badge template should use' and a dropdown menu. The dropdown menu is open, showing the text 'Select an Option' at the top with a downward arrow, and two options below: 'Design with badge 2' and 'Design with badge 1'. A 'Back' button is located at the bottom left of the panel.


Section	Setting	Value
Printing	Enable printing for this badge template	<input checked="" type="radio"/> Enable <input type="radio"/> Disable
	Decide which PDF this badge template should use	Design with badge 2 Design with badge 1

Anyone with permission to edit a badge template will see this feature.

The earner view

Print feature enabled in sharing

Share your badge.
Broadcast your achievement to friends and colleagues to get the recognition you deserve.



Conferencista - Ponente
Issued By [Acreditta](#)

[in](#) [twitter](#) [f](#) [x](#) [email](#) [link](#) [code](#) [share](#) [print](#)

Print
Download a printable copy of your achievement.

[Download PDF](#)

[View badge details](#)

Let your CSM know if you have questions!